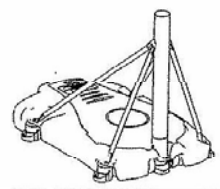
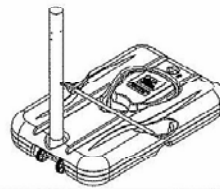
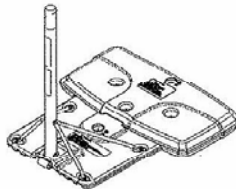
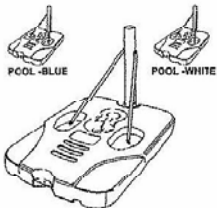
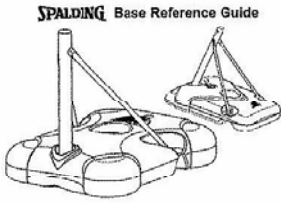


**SPALDING** Base Reference Guide



**"36" SERIES**

- 14 Gallon Capacity
- 1-3/4" Ø Fill Cap
- 2" Vertical Pole
- Rim: 14" Ø, Rigid
- 23.5" x 32" Base Footprint
- Sand or Water Ballast
- Backboard Capability: Eco-Board: 32" Fan
- Adjustable System Capability: E3: 4" - 6" S&HBS

• 15 Gallon Capacity

- 1-3/4" Ø Fill Cap
- 2" Ø 20-Degree Angled Pole
- Rim: 14" Ø, Rigid
- 24" x 34" Base Footprint
- Sand or Water Ballast
- Backboard Capability: Eco-Board: 32" Fan
- Adjustable System Capability: E3: 4" - 6"

**"61" SERIES specifications**

- 26 Gallon Capacity
- 1-3/4" Ø Fill Cap
- 3" Ø Vertical Pole
- Rim: Standard
- 23" x 44" Base Footprint
- 4" Ø Wheels
- Sand or Water Ballast
- Backboard Capability: Eco-Board: 44" Fan
- Adjustable System Capability: E2": 7" - 10" E3": 7" - 10"
- EZ Mount with Knobs

**"65" SERIES specifications**

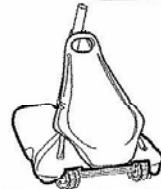
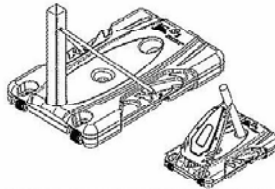
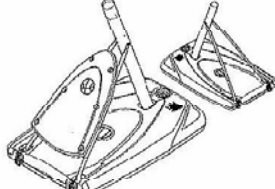
- Gallon Capacity: Main: 5, Secondary: 9.5
- (3) 1-3/4" Ø Fill Caps
- 3" Ø Vertical Pole
- Rim: Unique Standard & Slam Jam®
- Base Footprint: Main: 30"L x 28"W Secondary: 23"L x 43.25"W
- 2" Ø Wheels
- Sand or Water Ballast
- Backboard Capability: Eco-Board: 44" Trapezoid
- Adjustable System Capability: E5": 8 - 10"

**"77" SERIES specifications**

- 31 Gallon Capacity
- (2) 1-3/4" Ø Fill Caps
- 3" Ø Vertical Pole/3" Ø S-Pole
- Rim: Standard & Slam Jam®
- 28.69" x 49.93" Base Footprint
- 4" Ø Wheels
- Sand or Water Ballast
- Backboard Capability: Eco-Board: 44 & 46" Fan
- Adjustable System Capability: SFA: 44" Rect. 42, 44" Pre-Mob: 46" Reach: 8 - 10" GAR: 8 - 10" Pro-Mob: 8 - 10" Exacta-Height™ 7" - 10" Helix™ 7" - 10"

**"58" SERIES specifications**

- 28 Gallon Capacity
- 1-3/4" Ø Fill Cap
- 3" Ø Vertical Pole
- Rim: Heavy-Duty Dual-Ring, Rigid
- 44" x 28" Base Footprint
- 4" Ø Wheels
- Sand or Water Ballast
- Backboard Capability: Eco-Board: 44" Fan
- Adjustable System Capability: SFA: 46" Friends Extension Arm: Fixed GAR: 8 - 10" Exacta-Height™ 7" - 10" Infinite Adj. Direct Mount: 8 - 10" Helix™ 7" - 10"
- Playing Surface Anchor System



**"72" SERIES specifications**

- 37.5 Gallon Capacity
- (1) 1-3/4" Ø Fill Cap, (1) 5/8" Ø Fill Cap
- 3" & 3-1/2" Ø Vertical Pole/3" Ø S-Pole
- Rim: Standard & Slam Jam®
- 50" x 33" Base Footprint
- 4" Ø Wheels
- Sand or Water Ballast
- Backboard Capability: Eco-Board: 44 & 46" Fan
- Adjustable System Capability: Pre-Mob: 50" SFA: 42, 44 & 46" Reach: 8 - 10" GAR: 8 - 10" Pro-Mob: 7" - 10" Exacta-Height™ 7" - 10" Helix™ 7" - 10"

**"60" SERIES specifications**

- With and Without Front Panel
- 34 Gallon Capacity
- (2) 1-3/4" Ø Fill Caps
- 3" Ø 20-Degree Angled Pole
- Rim: Slam Jam®
- 34" x 52" Base Footprint
- 3" Ø Wheels
- Sand or Water Ballast
- Backboard Capability: Eco-Board: 44 & 46" Fan, 44" Rect
- Adjustable System Capability: SFA: 42, 44, 46, 48 & 52" Exacta-Height™ 7" - 10" Helix™ 7" - 10"

**"68" SERIES specifications**

- With (angled) and Without (vertical) Front Panel
- 40 Gallon Capacity
- (2) 1-3/4" Ø Fill Caps
- 4" Square Vertical Pole / 3-1/2" Ø 20-Degree Angled Pole
- Rim: Slam Jam®, Pro Slam® & 207
- 54" x 34" Base Footprint
- (2) 3.5" Ø Front Wheels
- Sand or Water Ballast
- Backboard Capability: Eco-Board: All Fan SFA: 48 BMA: 48" AFA: 54"
- Adjustable System Capability: Screw Jack™ 7" - 10" EZ Touch™ 7" - 10" Exacta-Height™ 7" - 10"

**"74" SERIES specifications**

- 41.5 Gallon Capacity
- (2) 1-3/4" Ø Fill Caps
- 3-1/2" Ø 20-Degree Angled Pole
- Rim: Slam Jam®, Pro Slam® & 207
- 38" x 48" Base Footprint
- (2) 3" Ø Front Wheels, (2) 4" Ø Back Wheels
- Sand or Water Ballast
- Backboard Capability: Eco-Board: All SFA: 48 BMA: 48" AFA: 54"
- Adjustable System Capability: Screw Jack™ 7" - 10" EZ Touch™ 7" - 10" Exacta-Height™ 7" - 10" Helix™ 7" - 10"